


# Aptis ESOL

# How to read the score report



**Overall CEFR level:**

Scale score	Skill name	Skill score
48/50	Listening	48/50
40/50	Reading	40/50
43/50	Speaking	43/50
46/50	Writing	46/50
177	Final Scale Score	177
49/50	Grammar and Vocabulary	49/50

**CEFR skill profile**

Skill name	CEFR grade
Listening	C2
Reading	C1
Speaking	C1
Writing	C1
Overall CEFR grade	C1

← Test taker details and session information

**Numerical Score:**

Note that these scores should NOT be compared across skills. This is because benchmarks between CEFR levels vary according to skill.

**CEFR Skill Profile:**

Provides CEFR levels across the different skills tested. These can be compared.

← The grammar and vocabulary score is only reported as a numerical score. When a candidate's score in a particular skill component falls just below a CEFR level threshold, their performance in grammar and vocabulary is taken into account in assigning the CEFR level.

## How scores can be used

**Numerical Score:**

- To give a detailed comparison of candidate performances for a given skill within a group, including comparisons between students within the same CEFR level at a more fine-grained level.
- To track test taker performance for a given skill over a period or following language teaching/learning intervention. This is particularly relevant when intervention or learning period may not be sufficient to realise improvement over 1 or more CEFR levels.

**CEFR Skill Profile:**

- To provide benchmarked CEFR levels of proficiency which can be referenced to descriptions of what a language user can typically do at these levels.
- To differentiate strengths and weaknesses across skills to help provide road maps for learners and teachers to target areas for improvement (referencing the descriptions of what typical language users can do).
- To show improvement over longer periods of time or more intense interventions based on recognized criteria.

# Aptis ESOL

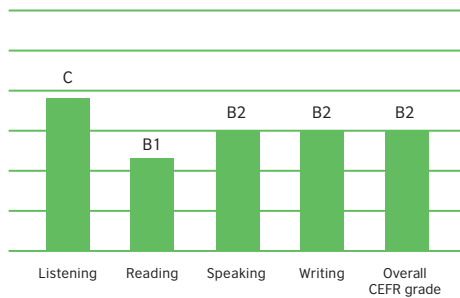
## Relationship between scale scores and CEFR skill profile

### Candidate A

Overall CEFR B2

Skill Name	Skill Score
Listening	44/50
Reading	32/50
Speaking	47/50
Writing	46/50
Final Scale Score	169
Grammar and Vocabulary	30/50

CEFR Skill Profile



**Candidate A:**

This candidate was awarded an overall CEFR level of B2. An overall CEFR level is only calculated for candidates who take a four-skills package.

This candidate achieved an overall scale score of 169. This is the total numerical score from the four skills.

For each language skill, and overall (if all 4 skills are taken), the candidate is awarded both a numerical scale score and a CEFR level.

Candidate A scored 30/50 in the grammar and vocabulary component.

**Comparing scores:**

Numerical scores can be compared for the same skills component. For example, in Listening, these two candidates have the same CEFR level, but the numerical scores inform us that Candidate A had a slightly stronger performance than Candidate B.

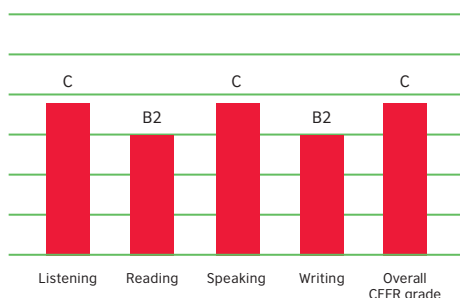
*Note that numerical scores cannot be compared between different skill areas, so Listening numerical scores cannot be compared to, e.g., Speaking. This type of comparison should be at CEFR level only.*

### Candidate B

Overall CEFR C

Skill Name	Skill Score
Listening	40/50
Reading	42/50
Speaking	47/50
Writing	40/50
Final Scale Score	169
Grammar and Vocabulary	35/50

CEFR Skill Profile



**Candidate B:**

This candidate received an overall CEFR level of C and an overall numerical score of 169.

*Note that although Candidate A has the same overall numerical score, Candidate B receives a higher overall CEFR level. This is possible because these two summary results are calculated independently of one another. The overall numerical score is a straightforward total of the scores for each of the four skill areas (out of a maximum possible 200), the overall CEFR calculation is based on the four CEFR levels achieved.*

**Speaking score comparison:**

Both candidates received the same numerical score for the Speaking component (47), but Candidate A was awarded a CEFR level B2 and Candidate B level C. This is not a mistake. Both candidates scored in the “grey area” just below a CEFR level threshold for Speaking. The comparatively strong performance in the grammar and vocabulary (core) component for Candidate B resulted in their being awarded level C.